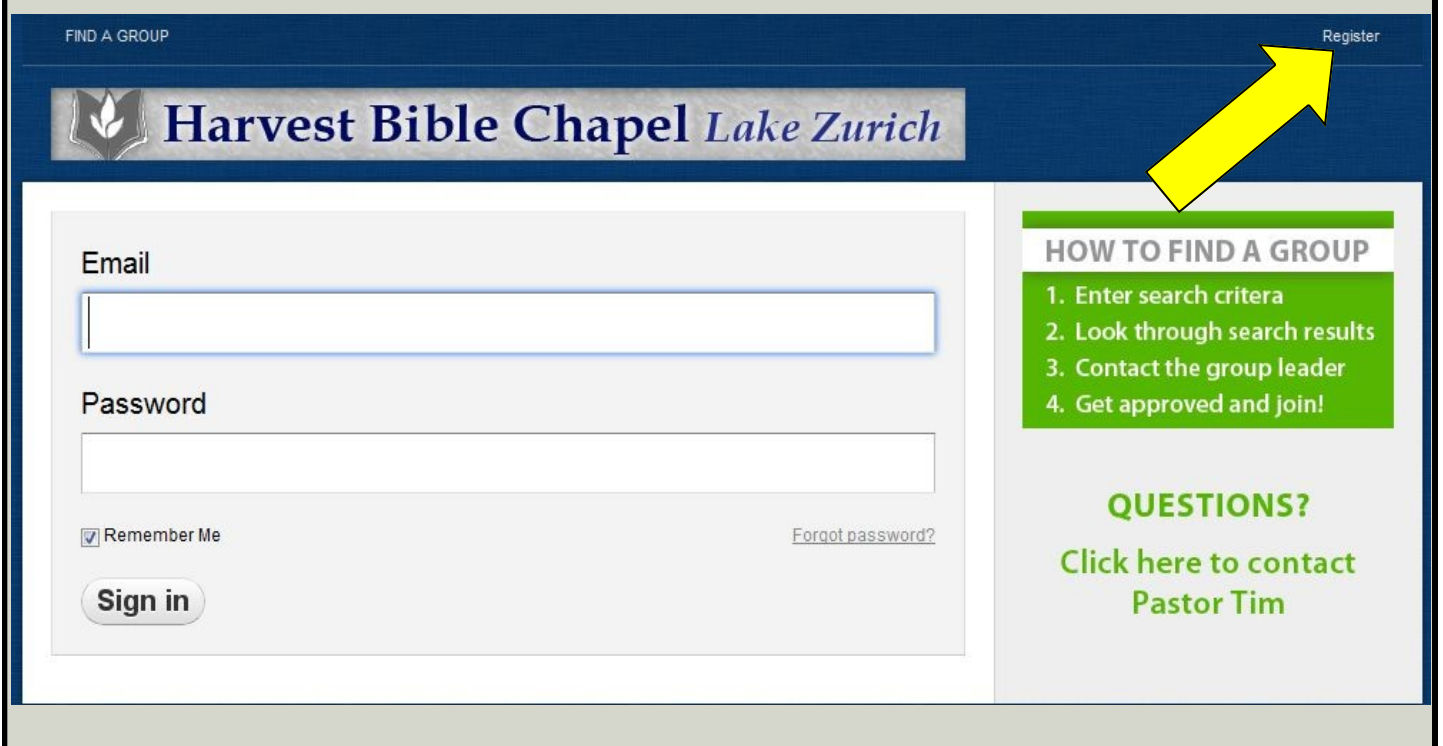


How to Register for a Harvest Lake Zurich Group Online

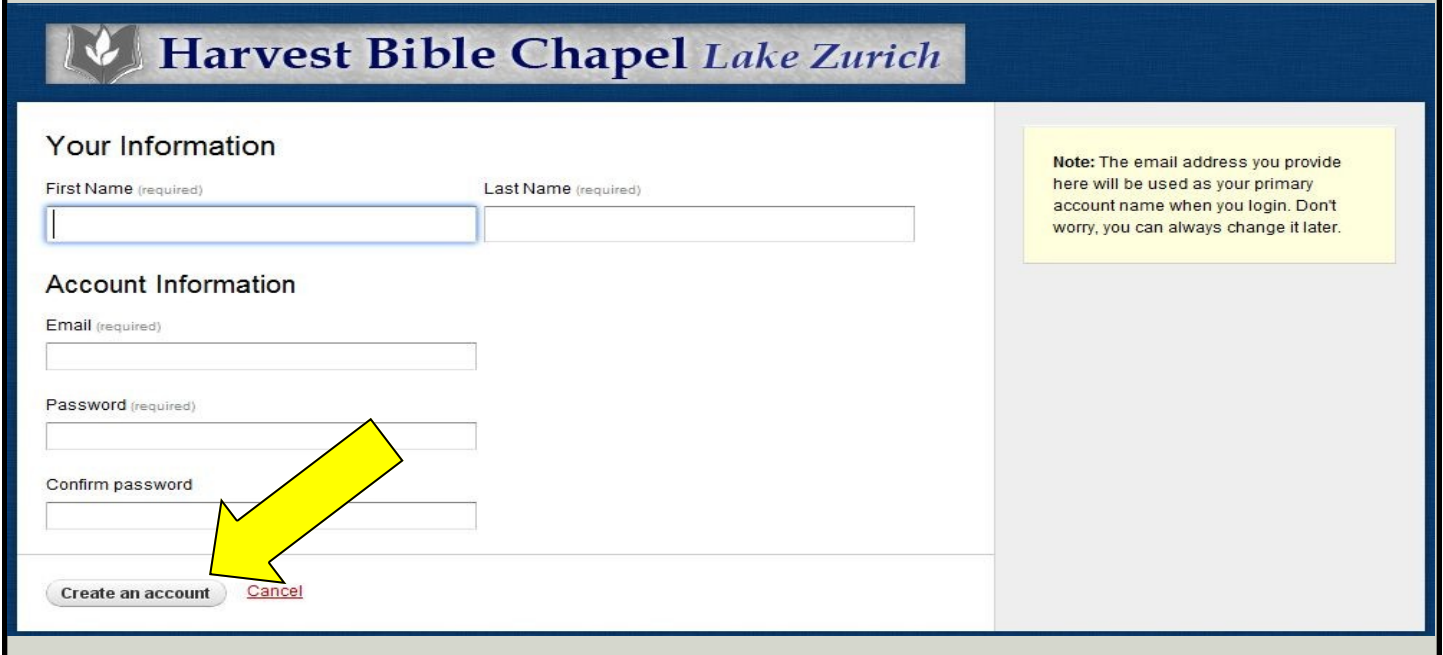
1. Go to our website, www.harvestlakezurich.org and click on **Groups** in the upper right corner. This will **hyperlink** to the next page.



2. Go to the upper right corner and click on **Register**. This will take you to the information page.



3. Enter your information and a password. Click **Create an account** in the lower left side of the page. This will send you an email to the account you have listed.



Harvest Bible Chapel Lake Zurich

Your Information

First Name (required) Last Name (required)

Account Information

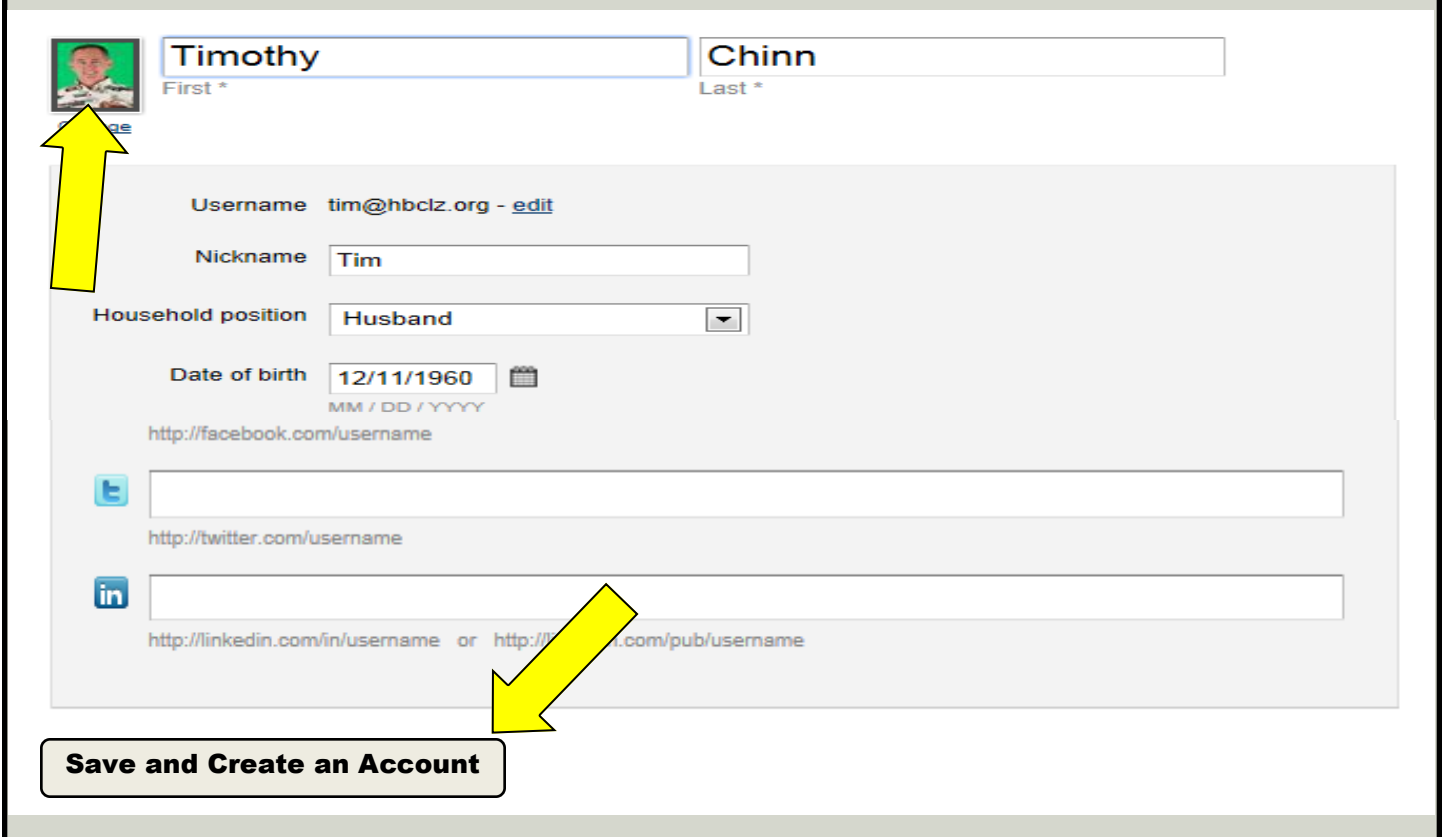
Email (required)


Password (required)

Confirm password

Note: The email address you provide here will be used as your primary account name when you login. Don't worry, you can always change it later.

4. Go to your email box, open the email and click on the **hyperlink**. This will confirm the account you just created and take you to your information page.
5. When you arrive at your information page, please enter your correct information and upload your favorite picture of yourself. Then click **Save and Create an Account** in the lower left.





First * Last *


Username **tim@hbclz.org** - [edit](#)

Nickname


Household position

Date of birth 
MM / DD / YYYY

<http://facebook.com/username>



<http://twitter.com/username>



<http://linkedin.com/in/username> or <http://pub/username>

6. On your account **Home Page** you will be able to do many things. You first need to set **Privacy Settings**.

HOME GROUPS FIND A GROUP DIRECTORY Account Contact us Help Sign out

Harvest Bible Chapel Lake Zurich

Welcome Tim

- Your Profile
- Privacy Settings
- Change Your Email/Password
- Church Directory
- Your Groups
- Find A Group

HOW TO FIND A GROUP

1. Enter search criteria
2. Look through search results
3. Contact the group leader
4. Get approved and join!

QUESTIONS?
Click here to contact Pastor Tim

7. You may set up **Privacy Settings** however you wish and restrict or allow who can see your information. There are four different settings for this: Church Staff, Group Leaders, Group Members and Everyone.

Privacy Settings

Drag the sliders to select what info people will see. The further you move each slider, the more people will be able to see that info online.

	Church Staff	Group Leaders	Group Members	Everyone
Address	Off	Off	On	Off
Date of birth	Off	Off	Off	On
Email	Off	Off	Off	On
Phone	Off	On	Off	Off
Websites	Off	Off	Off	On
Social networks	Off	Off	Off	Off

Church Staff sees...
Tim Chinn
731 Carlton Drive
Elgin, IL 60120
Birthdate: December 11, 1960
tim@hbclz.org
847-488-1747
www.hbclz.org

Group Leaders see...
Tim Chinn
731 Carlton Drive
Elgin, IL 60120
Birthdate: December 11
tim@hbclz.org
847-488-1747
www.hbclz.org

Group Members see...
Tim Chinn
731 Carlton Drive
Elgin, IL 60120
Birthdate: December 11
tim@hbclz.org
847-488-1747
www.hbclz.org

Everyone sees...
Tim Chinn
Elgin, IL 60120
Birthdate: December 11
tim@hbclz.org
847-488-1747
www.hbclz.org

Note: Church leaders can view personal information if the church allows them to edit your profile.

Include me in the church directory – This includes your name, city, state, zip, and info marked *Everyone*.

Save privacy settings Cancel

8. Check the box that says **Include me in the church directory** and click **Save privacy settings**.

9. Go back to your account [Home Page](#) to search for a Group by [Postal Code](#) or [Category](#).

Postal Code Category

Children are welcome

groups

harvest lake zurich

HOW TO FIND A GROUP

1. Enter search criteria
2. Look through search results
3. Contact the group leader
4. Get approved and join!

QUESTIONS?

[Click here to contact Pastor Tim](#)

10. When you find a Group you wish to be in, go to the [Interested in the group?](#) box on the right side, and send the leader a message to request to join their Group. Click [Send](#).

Chinn's Group

October 04, 2011 • 6:30 PM – 8:30 PM

Hebrews - John MacArthur

or Single

Wednesday effective 10/4/2011 until 12/20/2011 6:30 PM to 8:30 PM

(5:00) Central Time (US & Canada)

ton Drive

Interested in the group?

Tim Chinn
tim@hbclz.org
(Not you? [logout](#))

Phone number

Message

11. Once you do that, your message will go to the leader who can “accept” or “deny” you into the Group. “Deny” would likely occur only when the Group is full.

12. Lastly, the Group leader will then send you an invitation email to which you must respond to be registered in the Group.

You're done!

I know this seems like a lot when initially setting up your account, but you will find that it is well worth the effort. Thank you for desiring to be in a Group and for helping make Harvest Lake Zurich a loving, life-changing, community.

Blessings,
Pastor Tim Chinn